

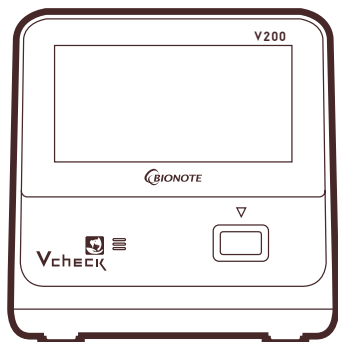


MORE ACCURATE
THAN EVER.

V200



The Lightness of Accuracy.



- Weight : 2,5kg
- Testing Time : 5 minutes (based on CRP, SAA)
- Power Source : AC/DC Adaptor(12V)
- Screen : 7" Color TFT
- Size : 200 X 240 X 205(mm)
- Printer : Built in printer
- Screen : Touch Screen
- LIS/HIS Connectivity : HL7 v2,6(PCD-01) POCT 1-A
- Clinical specimen : Serum or Plasma (Heparin)
- Special Feature : Auto hand-note recognition of patient's name

Testing Time

5 min.

Screen

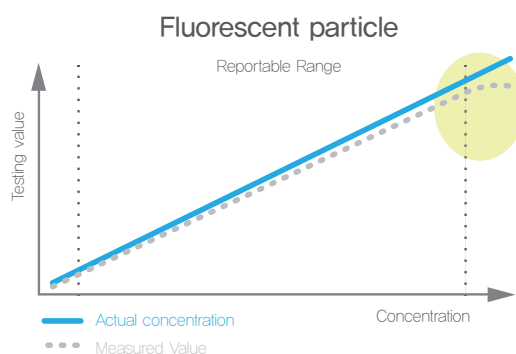
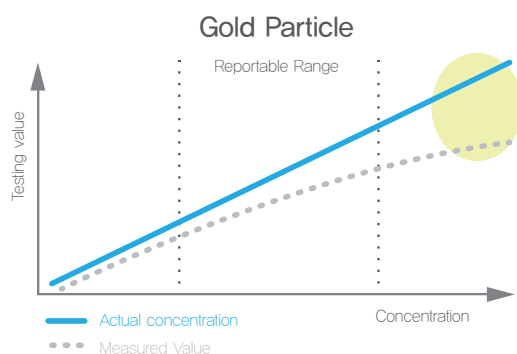
7" Color TFT

Clinical specimen

Serum, Plasma(Heparin)

Unrivalled Accuracy with Fluorescent Complexes.

Vcheck takes advantage of fluorescent Europium complexes. More accurate results are obtained by using these fluorescent complexes, with only a very small difference between the real and measured values.



More Powerful Fluorescent Complexes. Europium.

When common fluorescent complexes are used for measurement, results may be error-prone due to overlap between the stimulating and emitted wavelengths. Europium gives more accurate results, as the wavelengths of the stimulating and emitted light do not overlap.

Real-Time Inflammation Markers. CRP, SAA.

Acute phase proteins CRP and SAA are real-time inflammation markers in dogs and cats, providing accurate and rapid information about inflammation.

Dog Inflammation Marker CRP (C-Reactive Protein)

CRP Measurement range
10~200mg/L

Cat Inflammation Marker SAA (Serum amyloid A)

SAA Measurement range
5~200ug/mL

Pancreatitis Markers for Cats and Dogs. cPL, fPL.

Pancreas-specific lipase level is used to diagnose pancreatitis in dogs and cats presenting vomiting, fever, anorexia or abdominal pain.

Dog pancreatitis-specific lipase

cPL Measurement range
50~2000ng/mL

Cat pancreatitis-specific lipase

fPL Measurement range
1~50ng/mL

Understand the Use of CRP & SAA. Quicker and More Accurate than WBC.

- Indicates the status of inflammation **faster and more accurately than WBC.**
- A practical indicator for severity of illness, **as the marker increases proportionally** with the degree of inflammation/infection.
- Unlike WBC, the marker is **not affected by stress, steroid drugs, NSAIDs, and antibiotics.**
- Accurately diagnoses invisible inflammatory foci (arthritis), enterobrosia and inflammation/infection.
- Through continual measurement of CRP and SAA, it is possible to **evaluate the efficacy of treatments and to conduct therapeutic diagnosis.**



One Device. Maximum Possibility.

Items under Development

- (October) T4
- TSH
- Cortisol
- (November) Measurement of Antibody Titer



Currently–Measurable Items

CRP (Canine), SAA (Feline)
cPL, fPL

Items under Development

T4
TSH
Cortisol
Measurement of Antibody Titer